



SYMMETRICAL SELF-PORTRAIT

Create a symmetrical self-portrait using charcoal and gouache in the style of the Chicago Imagists. Kids Area contributors Artist & Craftsman Supply used the artworks of Karl Wirsum, Roger Brown, and Gladys Nilsson for inspiration!

SUPPLIES

- Charcoal pencil
- Gouache paints
- Watercolor paper, or thick cardstock
- Paintbrushes
- Pipette
- Cup of water
- Fixative or hairspray (optional)





Inspiration Image: Karl Wirsum, *First Quarter of Moon Dog*, 1966. Oil on canvas in blue artist's painted frame, 38 1/2 x 25 1/2 inches. Collection of the Madison Museum of Contemporary Art. Gift of the Raymond K. Yoshida Living Trust and Kohler Foundation, Inc.

INSTRUCTIONS

1. Fold sheet of paper in half.
2. With your charcoal pencil, draw half of yourself on one side of the paper.
3. Using the original crease, fold paper back in half with the charcoal image **inside**. Using your hand, press the outside of the paper in circular motions to transfer your image onto the other half of the paper.



(continued on next page)



INSTRUCTIONS CONTINUED

4. Trace over the faint image with your charcoal pencil.

Helpful tip: If the image is too faint to trace over, try Step 3 again using the back of a spoon.



5. Put a pea sized amount of each color you would like to use on your palette. Add a few drops of water to each color with your pipette. Mix the water into the paint with your paintbrush.

Helpful tip: The Chicago Imagists used warm, bold colors (bright oranges and reds) and soothing pastels (light purples and blues). Use whatever colors represent you and your mood!



6. Using your paintbrush, paint inside the charcoal lines.

Helpful tip: Charcoal smudges and smears are a good thing! The Chicago Imagists regularly worked imperfections and bold lines into their art. If you want to prevent smudges, you can spray your drawing with fixative or hairspray before you begin painting.



NEED SUPPLIES?

Artist & Craftsman Supply has got you covered! Pick up a kit to make this project for \$18.08 at 203 West Gorham Street, Suite 1, in the heart of downtown Madison. The store is open from 9:00 am to 5:00 pm, Tuesday through Saturday. Curbside pick-up is available. Give them a call at 608.251.2977 or visit www.artistcraftsman.com.

